


# Rathburn\_Jude\_DMP3 (Example)

by Dr. Jude A. Rathburn



I have always had strong verbal-linguistic intelligence and been a pretty effective communicator using words and text-based media. However over the past couple of years I have realized that I am not a very visual learner or very adept at using diagrams or images to get across my thoughts. Yet, I have read the opinions of many experts in

to communicate and teach effectively, I have committed myself to becoming a better visual learner and communicator. I decided to start by learning how to see the world through the “eye of a photographer” and enrolled in a digital photography program through the New York Institute of Photography.



cognitive science who believe that 70-80 percent of the information we process is visual in nature, which means that visual literacy is tremendously important in today’s media rich society.

Many of today’s students seem to be much more comfortable with visual approaches to communication than I am. So in order to improve my ability




# Developing a “Photographer’s Eye”




So far I think I have been able to capture a few interesting and well-composed shots - at least from a beginner’s perspective. I decided to share some of my favorite shots in this example Digital Media Project 3.

In the first two pages, I chose to include some images I took while participating in a faculty study abroad trip to France and Germany. I used



the automatic settings on a “point and shoot” Nikon camera and think they turned out pretty well. The images on page 3 are some of my favorite “animal shots” taken during my travels and also at a photo shoot at the Milwaukee County Zoo that was sponsored by Art’s Camera in Greenfield, WI.

While I still feel like a beginner on the photography journey, I am proud of my commitment to become a better visual learner and find new ways to incorporate visual thinking into my teaching practice.



# Some of My Favorite Shots

